

Instructions for Arrow of Light Plaque

Materials List:

Back Plate: 3/4" X 8" X 36" – Red Oak or other high quality wood.

Arrow of Light Symbol 1/4" x 6" X 36" Red Oak or other high quality wood.

Brass Eye-Screws Two per plaque. Make sure the eye is large enough for the arrow to pass through after the career arrow is completed.

Brass Name Plate, Engraved or photo-printed with *Name, Pack Number, AOL and year.* Attach with adhesive tape or small screws. Look for local trophy / awards providers for name plates.

Wooden-shaft Arrow. Wood works best. You are able to see the colors against the neutral background. Check with local archery shops.
(Westown Archery will make Cub Scout Arrows with Blue and Yellow fletching.)

Misc Supplies Sandpaper (Course to Fine), Paint Brushes, Stain, Satin Polyurethane Varnish, Finishing Nails, Wood Glue, and Picture Hanging Hardware of your choice.

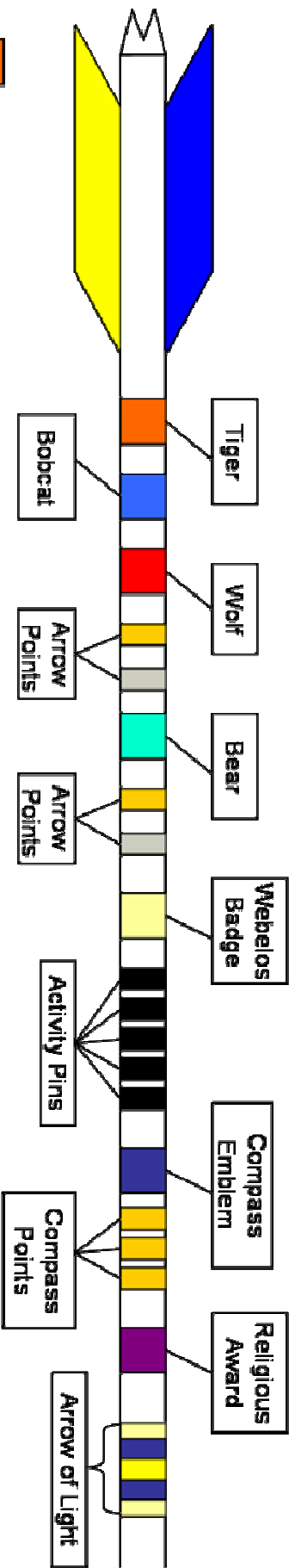
Make a template of the AOL symbol using poster board and the pattern attached. Cut out the template and use it to trace (with pencil) the pattern onto 1/4" x 6" x36" wood. Cut the AOL symbol out using band saw, jigsaw, or scroll saw (Be aware that it will take time to complete all of these cuts). Sand and apply satin polyurethane varnish. Let dry completely.

Using a router, rout the edges on the face side of the 3/4" x 8" x 36" wood board. Sand the wood until smooth on all faces and edges. Apply **Minwax "Red Sedona"** stain, and let dry completely. Apply satin polyurethane varnish and let dry completely.

Lightly glue and nail AOL symbol onto face of 3/4" x 8" x 36" piece of wood. Place eye screws at equidistant apart on the arrow portion of the AOL symbol. Attach name plate under AOL symbol, centered on the back plate. Add career arrow to plaque.

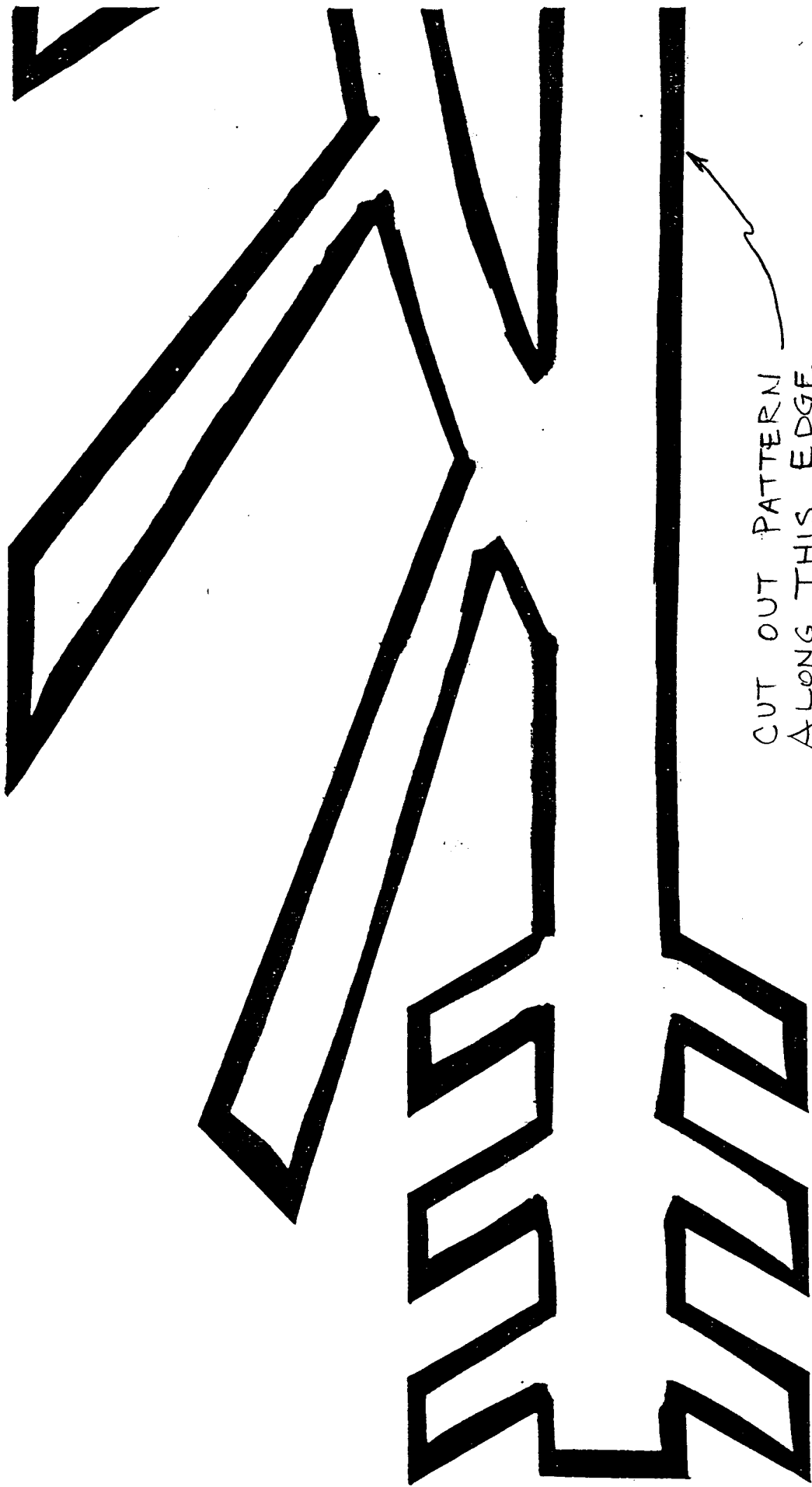
See attached instructions on how to complete career arrow.

Cub Scout Career Arrow



-  Tiger - DMC #608
-  Bobcat - DMC #825
-  Wolf - DMC #666
-  Gold Arrow Pt / Compass Pt - DMC #972
-  Silver Arrow Pt - DMC #3024
-  Bear - DMC #993
-  Webelos Badge - DMC #842
-  Activity Pins - DMC #310
-  Compass Emblem - DMC #824
-  Religious - DMC #550
-  Arrow of Light - DMC #842, 824, 743

- Draw out each Scout's Career Arrow on paper first using proper spacing. Set arrow on top of paper and center career section on arrow shaft. Make light pencil marks on arrow where each badge is supposed to go. These marks will be a guide for your DMC Floss.
 - Instead of using paint or tape for the different badges, I decided to use DMC Floss. I secured the floss to the arrow shaft by using continuous half hitch whipping. I secured the whipping by using a couple of drops of super glue. (Remember to try and keep the seam straight on the back side of the arrow)
 - Each badge represented is 1/2 inch in width, with 1/2 inch spacing in between each badge.
 - The spacing between the Wolf/Bear Badge and the Arrow Points is 1/4 inch, with each Arrow Point being 1/4 inch in width.
 - The Webelos Activity Pins are 1/4 inch in width with 1/8 inch between pins.
 - Arrow of Light Badge is a combination of three flosses, with each of the 5 sections 1/8 inch wide. The total badge when completed will be 5/8 inch wide.
- (If doing multiple arrows, mark each arrow with the Scout's initial to avoid confusion later)




CUT OUT PATTERN
ALONG THIS EDGE





CUT OUT HOLE
ALONG THIS EDGE





 **Tiger Cub Badge**

 **Bobcat Badge**

 **Wolf Cub Badge**

 **Gold Arrow Point**

 **Silver Arrow Point**

 **Bear Cub Badge**

 **Gold Arrow Point**

 **Silver Arrow Point**

 **WEBELOS Badge**

 **Activity Pins**

 **Compass Emblem**

 **Compass Point**

 **Religious Award**

 **Arrow of Light**

 **Tiger Cub Badge**

 **Bobcat Badge**

 **Wolf Cub Badge**

 **Gold Arrow Point**

 **Silver Arrow Point**

 **Bear Cub Badge**

 **Gold Arrow Point**

 **Silver Arrow Point**

 **WEBELOS Badge**

 **Activity Pin**

 **Compass Emblem**

 **Compass Point**

 **Religious Award**

 **Arrow of Light**

 **Tiger Cub Badge**

 **Bobcat Badge**

 **Wolf Cub Badge**

 **Gold Arrow Point**

 **Silver Arrow Point**

 **Bear Cub Badge**

 **Gold Arrow Point**

 **Silver Arrow Point**

 **WEBELOS Badge**

 **Activity Pins**

 **Compass Emblem**

 **Compass Point**

 **Religious Award**

 **Arrow of Light**

 **Tiger Cub Badge**

 **Bobcat Badge**

 **Wolf Cub Badge**

 **Gold Arrow Point**

 **Silver Arrow Point**

 **Bear Cub Badge**

 **Gold Arrow Point**

 **Silver Arrow Point**

 **WEBELOS Badge**

 **Activity Pins**

 **Compass Emblem**

 **Compass Point**

 **Religious Award**

 **Arrow of Light**