



Scoutmaster Position- Specific & Outdoor Leader Skills Training

Camp Oh-Da-Ko-Ta
September 22 – 24,
2023

Participant Guide



Want one of these?



Make sure you've completed **Youth Protection** training before you come to camp for training!



my.Scouting.org



Rough-cut Participant Agenda

(subject to dramatic change)

Friday, September 22

When	Session	Faculty	Location
6:00	CHECK-IN & CAMPSITE SET-UP		Dining Hall
7:15 – 8:15	Aims & Methods of Scouting Role of the Scoutmaster The Patrol Method	Vince T Nick O	Inside
	CRACKER BARREL		
8:30	Outdoor Ethics	Mike K	Inside
9:15	BREAK FOR NIGHT		

Saturday, September 23

When	Session	Faculty	Location
7:00	BREAKFAST		Dining Hall
7:30 – 12:30	U.S. Flag Etiquette and Ceremonies The Troop Meeting The Support Team Campsite Selection Fire Site Preparation and Building Campfire Classroom Wood Tools: Knife, Camp Saw, and Ax Plant & Animal Identification Advancement	Vince T Nick O	Flag Pole Inside/ Outside
12:30 – 1:00	LUNCH		Dining Hall
1:00 – 6:00	Packing and Hiking Techniques Ropes: Whipping, Tying, and Lashing Map and Compass Reading Cooking	Nick O Jim N	Inside/ Outside
6:00 – 7:00	DINNER		Dining Hall
7:30	(Flex/ Overflow)		

Sunday, September 24

When	Session	Faculty	Location
8:00 – 8:30	BREAKFAST		Dining Hall
8:30 – 11:30	Annual Planning Interfaith Service Planning Creating a Bullying-Free Culture in Scouting Essentials in Serving Scouts with Disabilities	Nick O Vince T Christine Herbert	Inside
11:30	DISTRIBUTION OF TRAINED STRIPS		Inside



NOTICE: Please do not plan to leave camp before 1 p.m. on Sunday at the earliest.



Camp Map



Camp Oh-Da-Ko-Ta

Three Harbors Council • Boy Scouts of America
3363 Dyer Lake Road • Burlington, WI 53105

Created 06-2015 • Revised 05-2021 J. Hauser

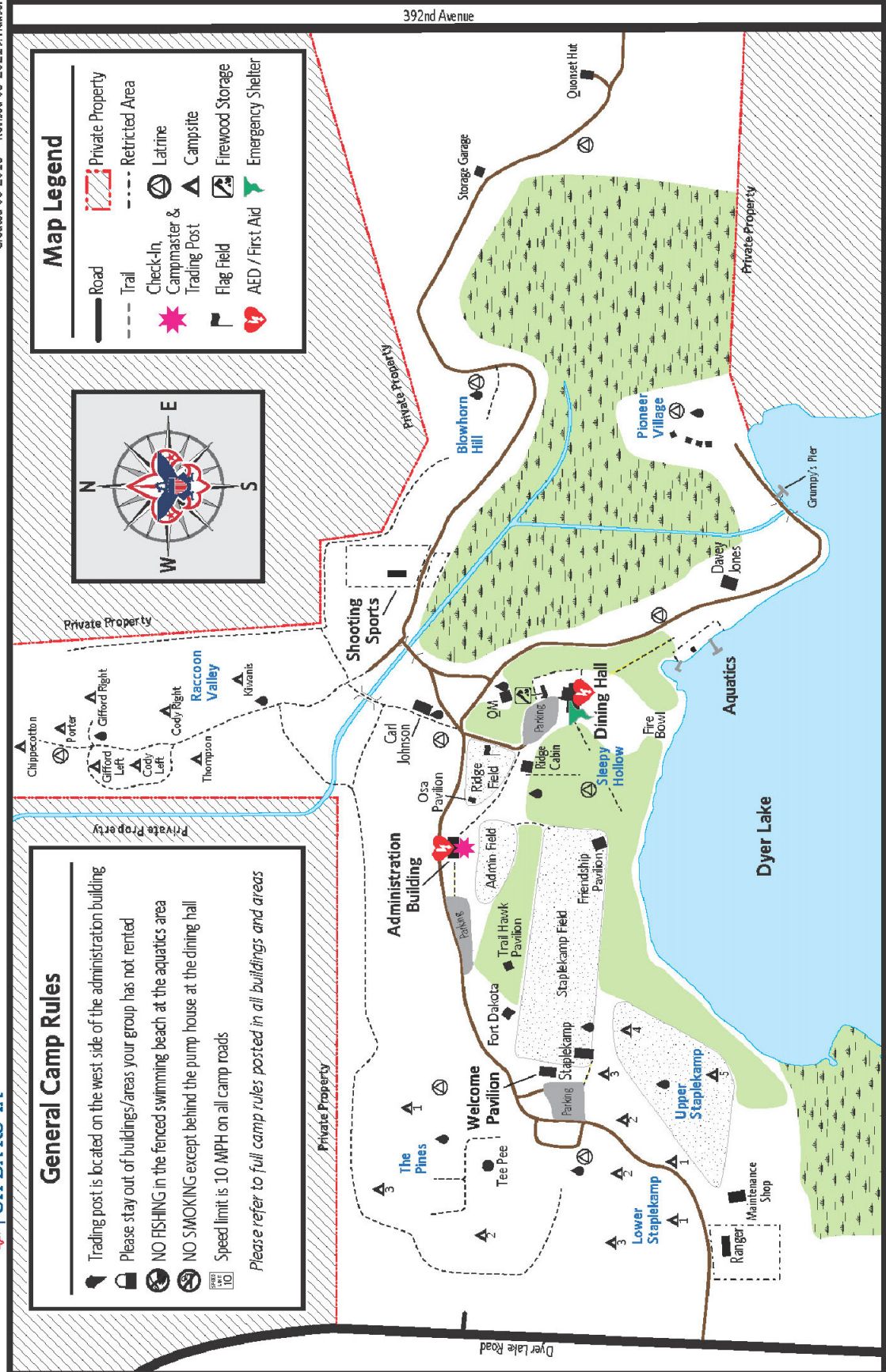
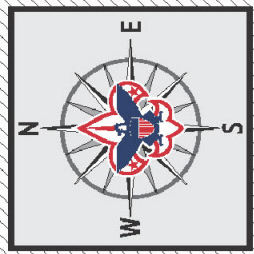
General Camp Rules

- Trading post is located on the west side of the administration building
- Please stay out of buildings/areas your group has not rented
- NO FISHING in the fenced swimming beach at the aquatics area
- NO SMOKING except behind the pump house at the dining hall
- Speed limit is 10 MPH on all camp roads

Please refer to full camp rules posted in all buildings and areas

Map Legend

- Road
- Trail
- Check-In, Campmaster & Trading Post
- Flag Field
- AED / First Aid
- Private Property
- Restricted Area
- Latrine
- Campsite
- Firewood Storage
- Emergency Shelter



Suggested Equipment List

See the **SCOUTS BSA HANDBOOK** or go online at [Scout Life Magazine](#) for a good check list.

You will be tent camping for two nights during this course. Shower & bathroom facilities will be available. This training course includes both indoor and outdoor sessions. Please dress for the weather. Layers are both functional and fashionable.

The training course staff will provide cooking & eating gear.

Non-exhaustive Course Checklist

- Tent & ground cloth
- Sleeping bag, ground mat/ cot
- Lantern or flashlight
- Rain gear
- Shower kit, towel, hygiene products
- Water bottle
- Mug or thermos
- Sun protection
- Camp chair (for outdoor sessions)
- Hot sauce, if you like your food spicy.
- Scouts BSA Handbook
- Notebook, pen/ pencil
- Compass
- Leather work gloves

Selected Additional Training Opportunities

Youth Protection training is required for all BSA registered volunteers. You do not have to be a registered member of the Boy Scouts of America to take Youth Protection training.




Youth Protection volunteers and professionals work to maintain a culture of Youth Protection awareness and safety at all levels of the Boy Scouts of America.

To take Youth Protection training, go to [my.Scouting.org](https://my.scouting.org) or attend an in-person class.

Youth Protection training must be taken every two years. If a volunteer's Youth Protection training record is not current at the time of recharter, the volunteer will not be reregistered.

For more information, go to <https://www.Scouting.org/training/youth-protection/>

WOOD BADGE



Wood Badge is an advanced, national leadership course open only to Scouting volunteers and professionals.

The purpose of Wood Badge is to develop skilled leaders who can strengthen Scouting units in achieving the mission of the Boy Scouts of America.

At the end of the course, you will write a "ticket." These are goals that you set for yourself to improve your unit.

For more information, talk with your district or council training chair.
